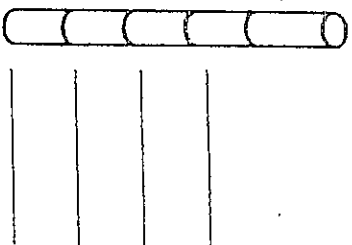
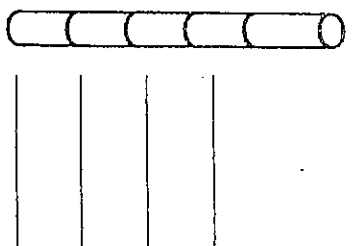
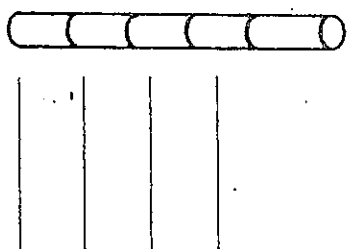
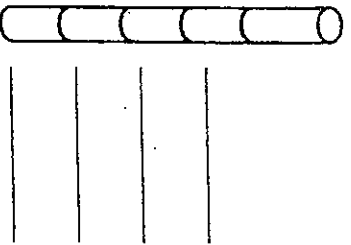
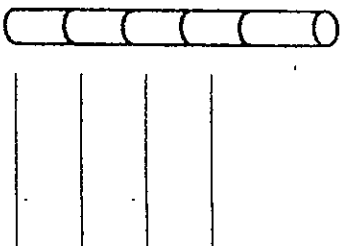
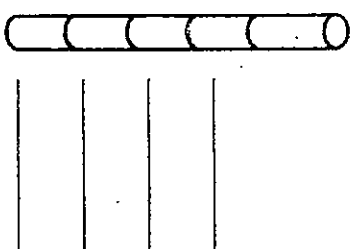
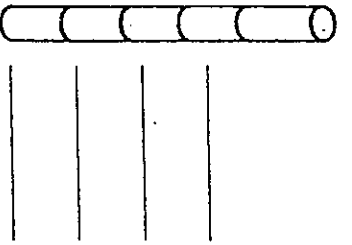
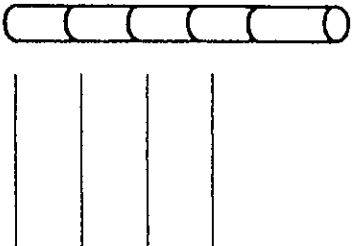
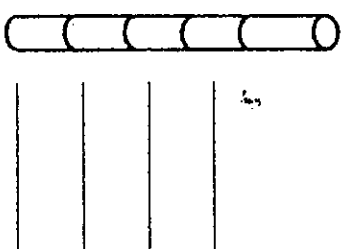


Liquid Layers Data Sheet

Your challenge is to layer all four liquids in the straw so none of the liquids mix.

KEY

Y = Yellow
 R = Red
 B = Blue
 G = Green

Circle color combinations that layer successfully.

Helpful Hints:

1. Insert the straw in the potato slice at a 45 degree angle.
2. Before adding the liquids, decide with your partner which color you'll add first, second, third and fourth. Write the first letter of each color on the lines near the picture of a straw.
3. Gently add the first colored liquid, drop by drop, until there is about one
4. Add the next three liquids in the same way, following the order that you wrote down.
5. Circle the colors that layered.
6. Empty the straw over the waste container by removing it from the potato. Decide on your next order of colors, and write it on the next set of lines.
7. Keep trying new combinations until you