

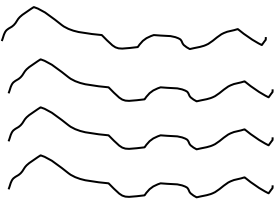
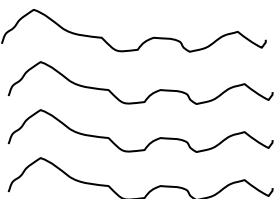
Homework Setup

General Directions:

- Only write question numbers in the margin.
- Space is required after each question.
- Paper should be presentable (no torn edges, no fringes)
- Use straight-edge to draw lines
- Use pencil to do work (highlighters and pen can be used to emphasize certain items. For example, answers)

One Column of Work:

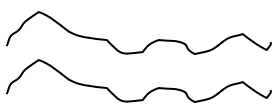

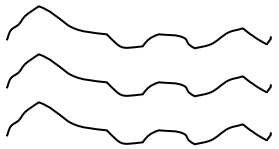
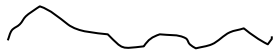
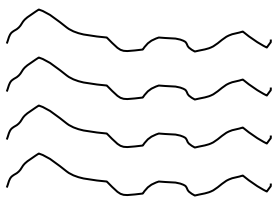
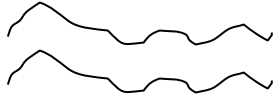
- Line is optional.
- Use straightedge to draw lines.

| | Title of Ditto/Assignment Or Page number | Name Period Date |
|----|--|----------------------------|
| | WORK | ANSWER |
| 1. |  SPACE | 1. 2. 3. 4. 5. |
| 2. |  SPACE | |
| | | |

Homework Setup

Two or more Columns of "Work":

- Space & line after the question is **MANDATORY**.
- The line is drawn after the question which uses up more work space. This line is drawn after the space. See below for diagram.

| | Title of Ditto/Assignment Or Page number | | | Name Period Date |
|----|--|----|---|------------------------|
| | WORK | | | ANSWER |
| 1. |  | 2. |  SPACE | |
| 3. |  SPACE | 4. |  | |
| 5. |  SPACE | 6. |  | |
| | | | | |

Line mandatory

This margin is optional